



Maidstone Road

Paddock Wood TN12 6DG

Guide Price £230,000



COUNTRY HOMES

Paddock Wood TN12 6DG

Spacious two bed apartment situated in a convenient location in the popular Paddock Wood area.

With a large welcoming hallway and two extremely generous size bedrooms, in our opinion, this delightful apartment offers more than most!

Further benefits include a great size living room which is open to the kitchen, offering a contemporary and relaxed living space, perfect for entertaining guests. There is also a well-maintained family bathroom.

The two bedrooms offer ample space for a small family, a couple, or even as a home office for those working remotely.

One of the standout features of this apartment is the parking provision, with designated spaces for two cars, a rare find in many properties, making it perfect for those with multiple cars or visitors.

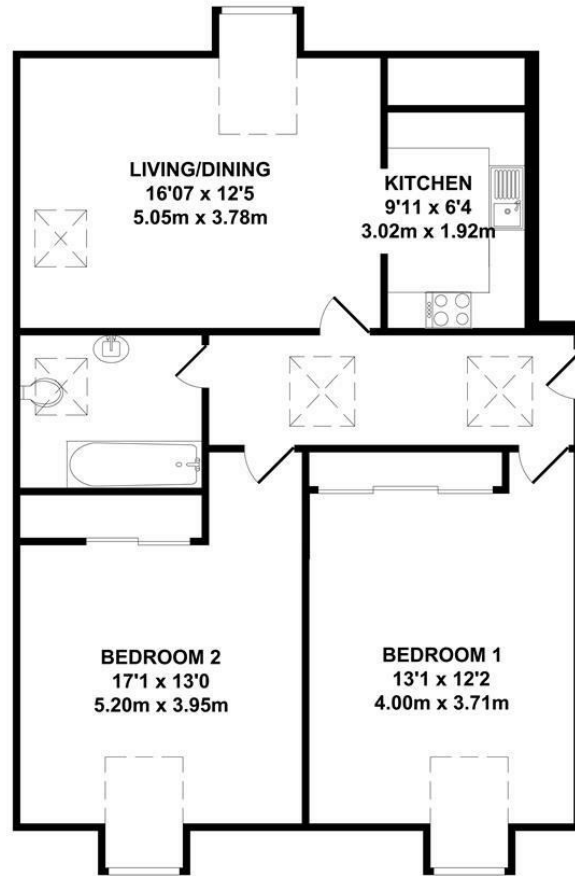
Whether you're looking to step onto the property ladder or seeking a sound investment opportunity, this apartment offers both comfort and practicality.

Paddock Wood offers a wide variety of shopping facilities including a large Waitrose, Tesco & Jemson store with Post Office. Further stores include a bakers, opticians, dry cleaners plus a variety of coffee shops and a Department store. For those that require transport links into the Capital, there is a mainline station to London Charing Cross, Waterloo East & London Bridge. Paddock Wood also offers both Primary and Secondary schools. The larger towns of Tonbridge and Tunbridge Wells offer further shopping and leisure facilities.

Don't miss out on the chance to make this lovely apartment your new home. Contact us today to arrange a viewing.

- Large two bed apartment
- Living room
- Kitchen
- Generous size bedrooms
- Family bathroom
- Two parking spaces
- Close to Mainline Train Station
- Local amenities close by
- Convenient location
- Early viewing highly encouraged

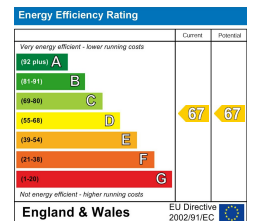




TOTAL APPROX. FLOOR AREA 888 SQ.FT. (82.51 SQ.M.)

Whilst every attempt has been made to ensure the accuracy of the floor plan contained here, measurements of doors, windows, rooms and any other items are approximate and no responsibility is taken for any error, omission or mis-statement. This plan is for illustrative purposes only and should be used as such by any prospective purchaser. The services, systems and appliances shown have not been tested and no guarantee as to their operability or efficiency can be given.

Zome Media ©2024







COUNTRY HOMES

Location Map

Tenure: Leasehold

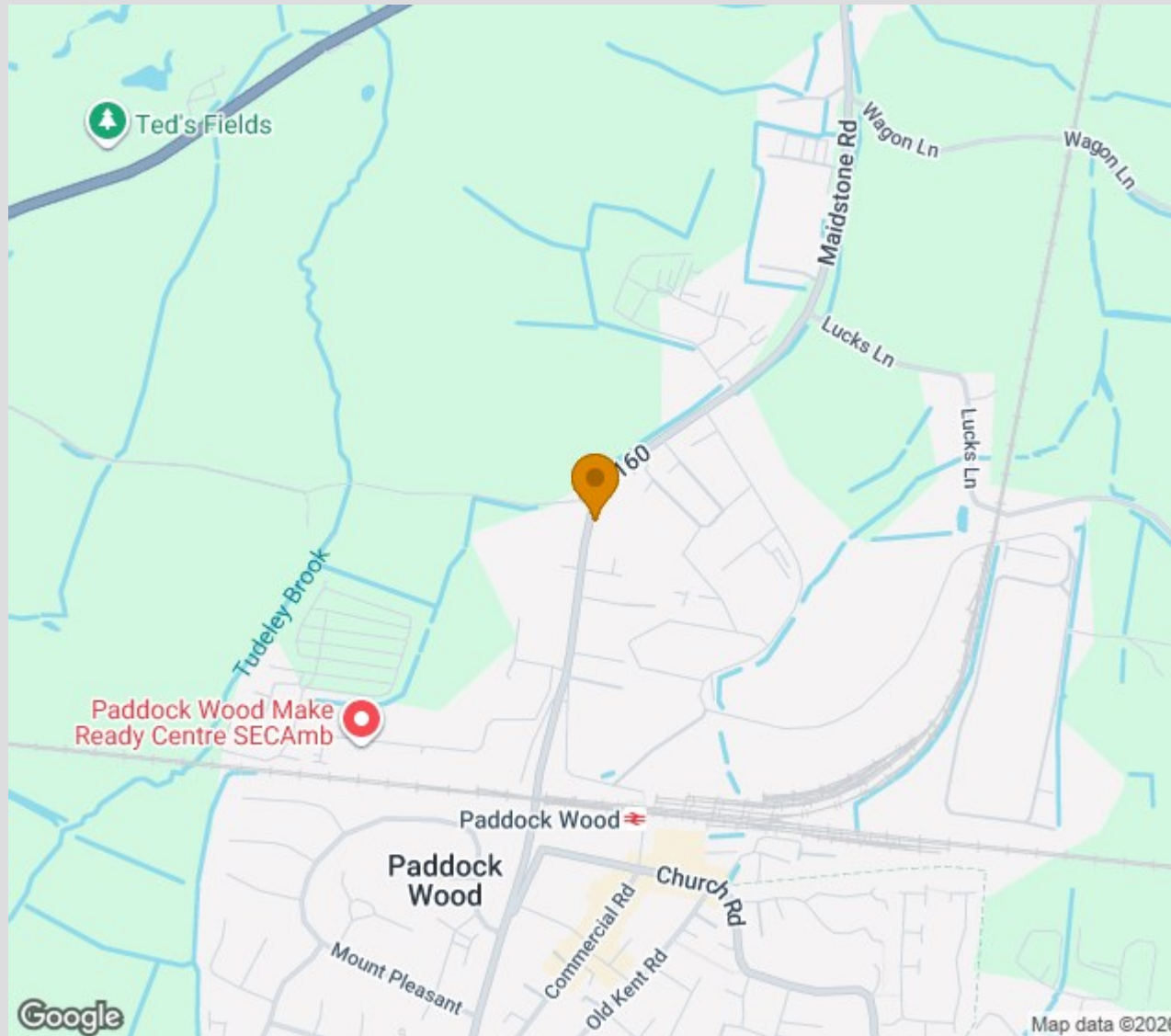
Council tax band: B

Charges PW

Service charge £2069.87

Review period - annually

Ground rent £250



Zoopla.co.uk
Smarter property search



TO VIEW CONTACT:

01892 838 080

countryhomes@khp.me

www.khp.me

