



Maidstone Road

Paddock Wood TN12 6EB

Guide Price £425,000



COUNTRY HOMES

Paddock Wood TN12 6EB

Situated in the popular area of Paddock Wood, this large, modern end-terrace house on Maidstone Road offers a delightful blend of comfort and contemporary living. Built in 2015, the property spans an impressive 1121 square feet, providing ample space for families or those seeking a little extra room to breathe.

Upon entering, you are greeted by an entrance hall with cloakroom, good sized kitchen/diner and sitting room, perfect for entertaining guests or enjoying quiet evenings with family. The layout is thoughtfully designed, ensuring a seamless flow throughout the home. With four well-proportioned bedrooms, there is plenty of space for everyone, whether you require a guest room, a home office, or a playroom for the children.

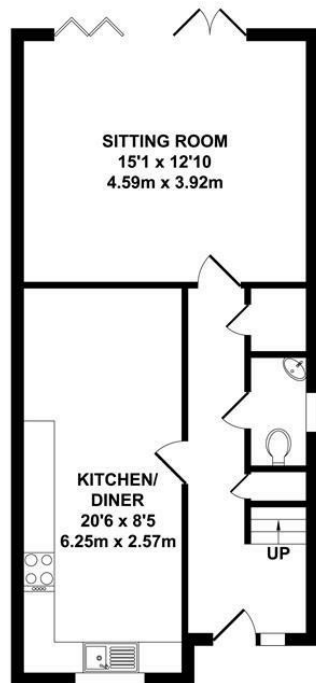
The property boasts modern family bathroom and en-suite shower room, catering to the needs of a busy household and ensuring convenience for all. The contemporary design and finishes throughout the home create a welcoming atmosphere, making it easy to envision your life here.

Outside, the property offers parking for two vehicles, a valuable feature in this desirable location. The surrounding area of Paddock Wood is known for its community spirit and accessibility, with local amenities and main line station just a short walk away.

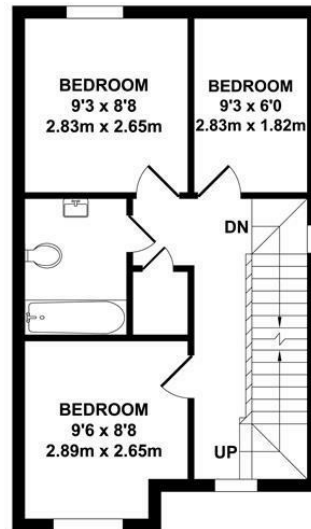
This home is an excellent opportunity for those looking to settle in a modern, spacious property in a friendly neighbourhood. With its appealing features and prime location, it is sure to attract interest from a variety of buyers. Don't miss the chance to make this lovely house your new home.

- Well Presented End Of Terrace House
- Arranged Over Three Floors
- Large Sitting Room
- Four Bedrooms
- Ground Floor Cloakroom
- Family Bathroom
- En-Suite Shower Room
- Gated Car Park
- Two Allocated Parking Spaces
- Low Maintenance Garden





GROUND FLOOR
APPROX. FLOOR AREA
493 SQ.FT.
(45.84 SQ.M.)



FIRST FLOOR
APPROX. FLOOR AREA
384 SQ.FT.
(35.67 SQ.M.)



SECOND FLOOR
APPROX. FLOOR AREA
244 SQ.FT.
(22.64 SQ.M.)

TOTAL APPROX. FLOOR AREA 1121 SQ.FT. (104.15 SQ.M.)

Whilst every attempt has been made to ensure the accuracy of the floor plan contained here, measurements of doors, windows, rooms and any other items are approximate and no responsibility is taken for any error, omission or mis-statement. This plan is for illustrative purposes only and should be used as such by any prospective purchaser. The services, systems and appliances shown have not been tested and no guarantee as to their operability or efficiency can be given.

Zome Media ©2025

Energy Efficiency Rating		Current	Potential
Very energy efficient - lower running costs	A		
	B		
	C		
	D		
	E		
	F		
Not energy efficient - higher running costs	G		
		81	85
England & Wales		EU Directive 2002/91/EC	



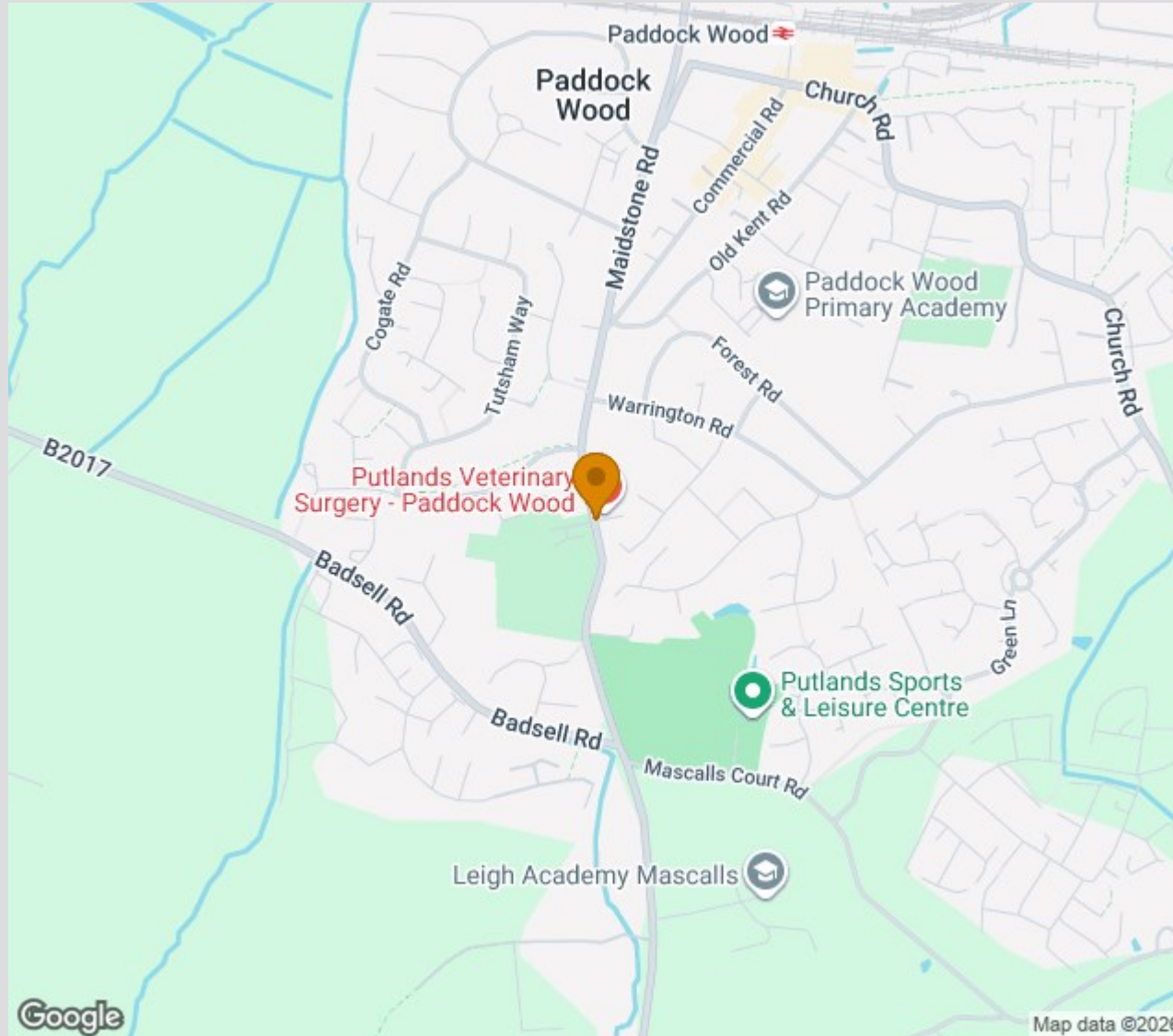


Location Map

Tenure: Freehold

Council tax band: E

Charges PW
Estate management £70pcm



TO VIEW CONTACT:

01892 838 080

countryhomes@khp.me

www.khp.me

