



Forest Road

Paddock Wood TN12 6JU

Guide Price £475,000



COUNTRY HOMES

Paddock Wood TN12 6JU

Extended and immaculately presented 3 bed semi-detached family home, situated on the ever popular Forest Road.

The property comprises an entrance hallway, contemporary kitchen, sitting room and dining room. As you can see from the floor plan, the property has been extended to the rear offering a further reception area/snug and downstairs cloakroom.

Upstairs, the property features three inviting bedrooms, offering ample space for a growing family or guests staying over. There is an en-suite to the master bedroom and a well-maintained bathroom, ensuring convenience and functionality for everyday use.

One of the standout features of this home is the parking provision - not only is there a garage but also a driveway with parking for several cars. The rear garden offers an absolutely delightful space, with grassed area, several seating areas and feature pond.

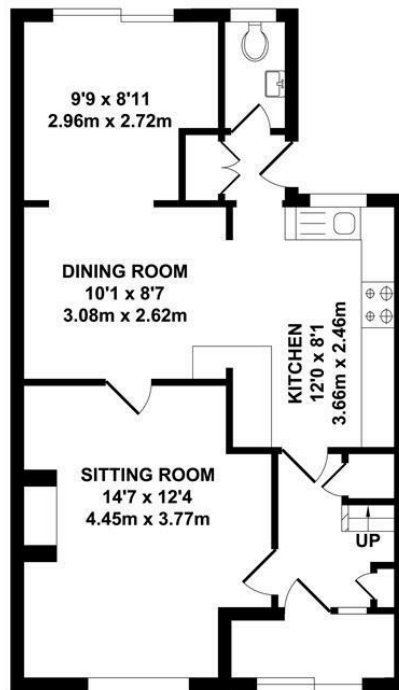
A rare find in this area, located in a peaceful neighbourhood, this house offers a tranquil environment while still being close to local amenities and transport links. Paddock Wood offers a wide variety of shopping facilities including a large Waitrose, Tesco & Jempson store with Post Office. Further stores include a bakers, opticians, dry cleaners plus a variety of coffee shops and a Department store.

For those that require transport links into the Capital, there is a mainline station to London Charing Cross, Waterloo East & London Bridge. Paddock Wood also offers both Primary and Secondary schools. The larger towns of Tonbridge and Tunbridge Wells offer further shopping and leisure facilities.

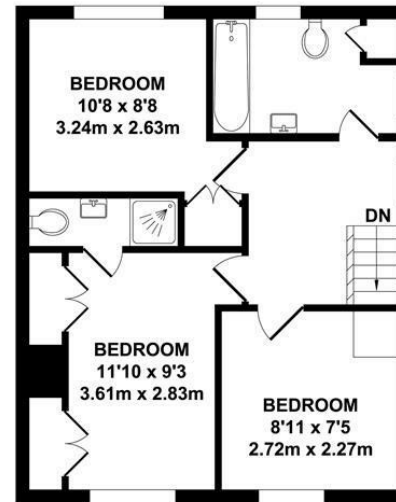
Don't miss the opportunity to make this charming house your new home. Contact us today to arrange a viewing.

- SOLD BY KHP COUNTRY HOMES
- Popular location
- Contemporary kitchen
- Sitting room
- Dining room
- Downstairs cloakroom
- Master bedroom with en-suite
- Family bathroom
- Large driveway
- Early viewing highly encouraged

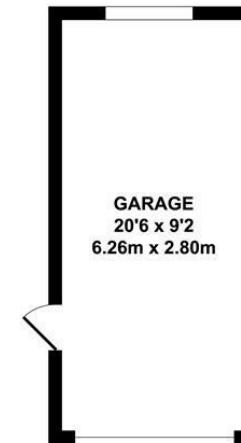




GROUND FLOOR
APPROX. FLOOR AREA
556 SQ.FT.
(51.65 SQ.M.)



FIRST FLOOR
APPROX. FLOOR AREA
435 SQ.FT.
(40.44 SQ.M.)

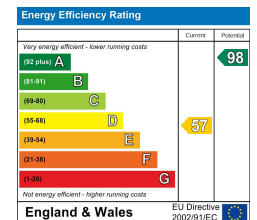


GARAGE
APPROX. FLOOR AREA
189 SQ.FT.
(17.53 SQ.M.)

TOTAL APPROX. FLOOR AREA 1180 SQ.FT. (109.62 SQ.M.)

Whilst every attempt has been made to ensure the accuracy of the floor plan contained here, measurements of doors, windows, rooms and any other items are approximate and no responsibility is taken for any error, omission or mis-statement. This plan is for illustrative purposes only and should be used as such by any prospective purchaser. The services, systems and appliances shown have not been tested and no guarantee as to their operability or efficiency can be given.

Zome Media ©2024








Location Map

Tenure: Freehold

Council tax band: D



Zoopla.co.uk
Smarter property search



TO VIEW CONTACT:

01892 838 080

countryhomes@khp.me

www.khp.me

rightmove 