



ALTHORP DRIVE





## ALTHORP DRIVE

, CF64 5FF - £375,000



3 bedroom(s)



1 bathroom(s)



1151.75 sq ft

Jeffrey Ross are pleased to present for sale with amazing semi detached family home. Beautifully presented throughout. Benefitting from a side double storey extension. Now providing a spacious and versatile family home.

Well positioned for access to the nearby Cosmeston Country Park with it's 2 lakes and endless walks plus the stunning sea views from the cliff tops of Penarth. Also nearby, a well stocked Spar and the Glamorganshire Golf Club.

Catchment for the popular Evenlode Primary & Stanwell Secondary Schools.

Briefly comprising of a welcoming entrance porch with stylish composite front door, impressively spacious lounge through dining room and equally impressive and extensively fitted kitchen - integrated dishwasher, washing machine plus cooker & cooker hood. To the first floor there are 3 double bedrooms - master having been re-configured to be much larger plus finally completing the accommodation a stunning family bathroom - contemporary white suite to include bath and triple shower enclosure.

Complimented with refitted triple glazed windows & doors plus gas central heating - combination boiler. To the front, twin off road parking plus a generous enclosed & private garden at the rear. Viewing highly recommended.

### PROPERTY SPECIALIST

**Mr Paul Davies**

paul.davies@jeffreyross.co.uk


Negotiator







### Energy Efficiency Rating

	Current	Potential
Very energy efficient - lower running costs		
(92 plus) <b>A</b>		
(81-91) <b>B</b>		<b>83</b>
(69-80) <b>C</b>		
(55-68) <b>D</b>	<b>66</b>	
(39-54) <b>E</b>		
(21-38) <b>F</b>		
(1-20) <b>G</b>		
Not energy efficient - higher running costs		
<b>England &amp; Wales</b>	EU Directive 2002/91/EC 	

















### PORCH

Enter via a stylish composite front door into a welcoming entrance, engineered wooden floor, window to front.

### LOUNGE DINING ROOM

**7.44m max x 3.76m (24'5" max x 12'4")**

Impressively spacious through living room combining the living area and dining area's, engineered wooden flooring, window to front plus French doors at the rear overlooking and allowing access into the rear garden, stairs allow access to the first floor, feature solid granite fireplace with granite hearth, TV point, telephone point.

### KITCHEN

**7.19m x 2.16m (23'7" x 7'1")**

Stunning kitchen with space for table & chairs to the far end, extensively fitted with a range of cream wall and base units with laminate worktop and inset china one & half bowl sink & drainer with mixer tap, integrated dishwasher and washing machine with slot in electric cooker and cooker hood, space for fridge/freezer, includes soft close doors & drawers, under lighting plus glazed display cabinets with lighting and plate rack, engineered wooden flooring, windows to front & rear plus door to the rear garden.

### FIRST FLOOR LANDING

Landing allowing access to all rooms, trapdoor with pull down aluminium ladder leads to the main loft - mostly boarded with electric light and crawl through to 2nd loft.

### BEDROOM 1

**3.71m x 3.28m (12'2" x 10'9")**

Extended large double bedroom, window to front, TV point, laminate floor.

### BEDROOM 2

**3.71m x 2.06m (12'2" x 6'9")**

Double bedroom, window to rear, over stairs cupboard housing the combination boiler, laminate floor.

### BEDROOM 3

**3.07m x 2.18m (10'1" x 7'2")**

Generous 3rd double bedroom, window to front, part panel wall, laminate floor.

### BATHROOM

Large bathroom - stylishly appointed with a modern white suite comprising a panel double ended bath with shower attachment, 'floating' wall mounted wide wash hand basin with 2 soft close

drawers, close coupled wc and a walk in triple shower enclosure with glass sliding door, bevel tiled surround, extractor fan, heated chrome towel rail, window to rear.

### GARDEN

Open frontage with Cotswold stone chippings and allowing twin off road parking for 2 cars, established Jasmine trailing over the front door.

Private and enclosed rear garden - feather edge fencing, central circular neat lawn with stone chippings, wooden garden shed, outside tap, exterior light.

### INFORMATION

We believe the property is Freehold.

Council Banding - Band E £2,596.01 (2025-2026)

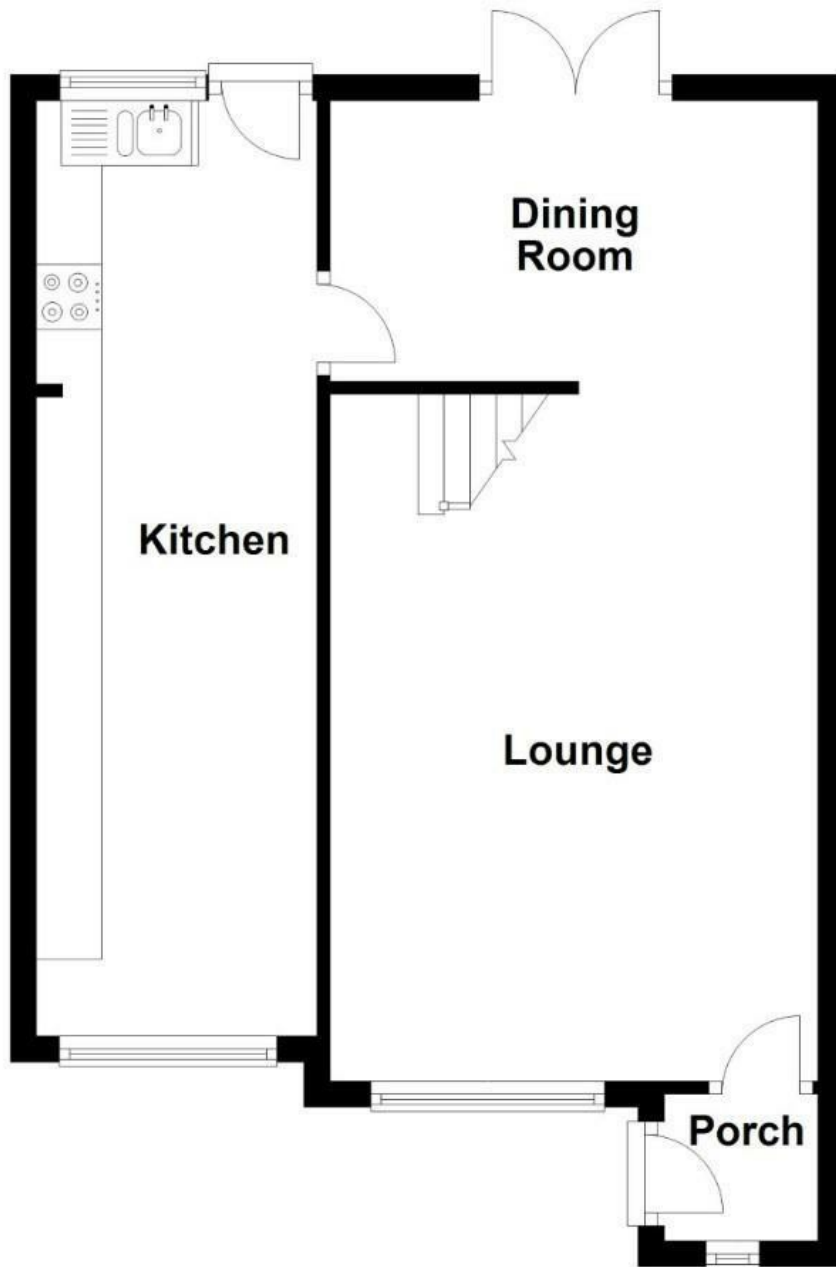


" This beautifully presented house is located with the nearby Cliff Tops of Penarth plus Cosmeston Country Park with it's 2 lakes & endless walks. The rear private garden with patio area that is great for Al Fresco dining as the patio enjoys the afternoon evening sun - perfect to dine outside at the end of a summers day.

Comments by Mr Paul Davies "

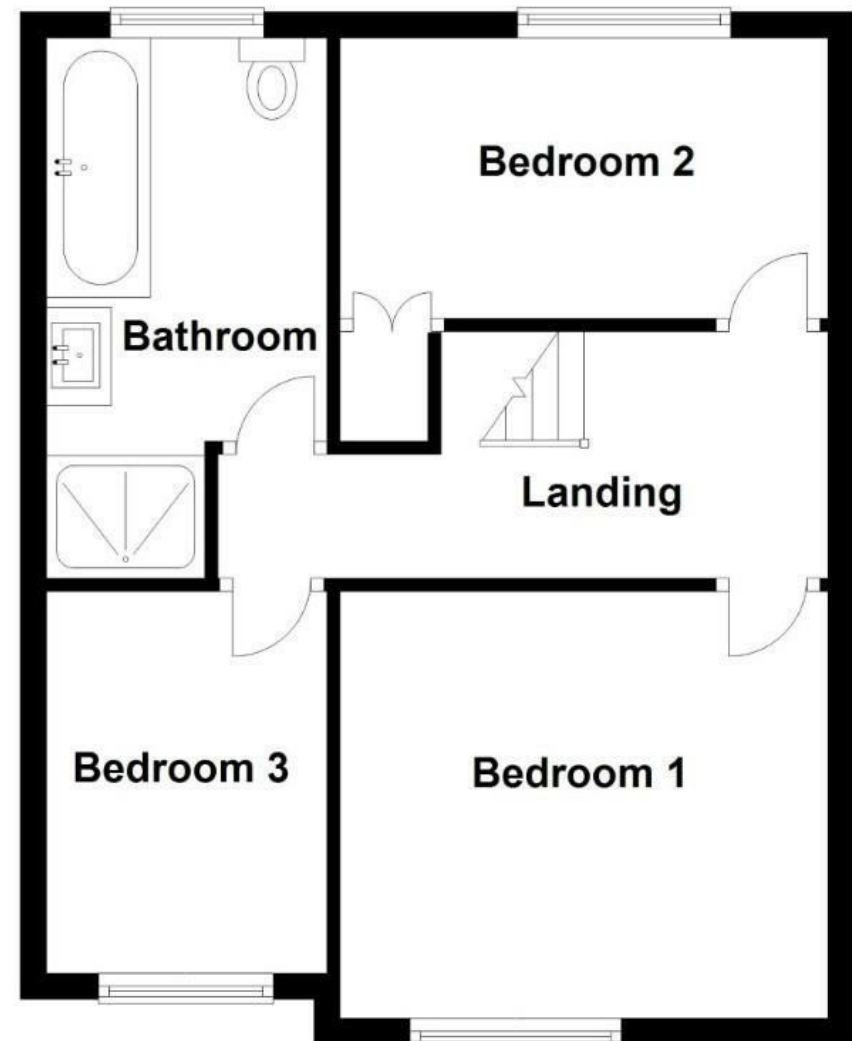
## Ground Floor

Approx. 45.9 sq. metres (494.1 sq. feet)



## First Floor

Approx. 44.5 sq. metres (478.5 sq. feet)



Total area: approx. 90.4 sq. metres (972.6 sq. feet)

[www.jeffreyross.co.uk](http://www.jeffreyross.co.uk)

Jeffrey Ross