

CARDIFF'S HOME FOR  
STYLISH SALES  
& LETTINGS

JeffreyRoss






WHITCHURCH ROAD  
HEATH



# WHITCHURCH ROAD

HEATH, CF14 3JQ - £2,665 PCM PCM


 5 bedroom(s)  2 bathroom(s)  1480.00 sq ft

CHECK OUT THE 360° VIRTUAL TOUR ON THIS PROPERTY - VIEW FROM YOUR SOFA! In the heart of Heath and within walking distance of the University Hospital (10 minute walk) and Cardiff Metropolitan University (15 minute walk) is this very nicely presented and very spacious 5 bedroom house. Located on Whitchurch Road, the property offers 5 spacious double bedrooms, each offering bags of space (see floorplan for full details) and nice quality furniture. The property offers separate lounge with two sofas and feature fireplace and a separate, modern-fitted kitchen to the rear which offers gas hob, good storage space and free-standing appliances. The property further offers two bathrooms, once with bathtub and shower over and the second with large, free-standing shower. A small WC is also provided on the first-floor. To the rear of the property is a courtyard area which also doubles up as off-road parking (with electric, roller shutters leading onto the rear lane for access.) A lovely, well-presented home in a good spot!

EPC RATING of D

A holding fee of £50 per person will be payable to secure the dwelling. This will be deducted from the final balance payable upon moving into the dwelling, subject to a successful application. Jeffrey Ross Limited reserves the right to retain this payment should the applicant have provided false or misleading information at the time of applying for the dwelling or failed to take reasonable steps to enter into the Standard Occupation Contract.



Energy Efficiency Rating		
	Current	Potential
Very energy efficient - lower running costs		
(92 plus) <b>A</b>		
(81-91) <b>B</b>		
(69-80) <b>C</b>		<b>74</b>
(55-68) <b>D</b>	<b>61</b>	
(39-54) <b>E</b>		
(21-38) <b>F</b>		
(1-20) <b>G</b>		
Not energy efficient - higher running costs		
<b>England &amp; Wales</b>	EU Directive 2002/91/EC	

PROPERTY SPECIALIST

Sheida Mohammadi  
sheida@jeffreyyross.co.uk

Property Management Co-ordinator

Whitchurch Road, Heath



Total Area: 137.5 m<sup>2</sup> ... 1480 ft<sup>2</sup>  
All measurements are approximate and for display purposes only