



# HARDINGS



Sheepcote Road  
Offers In The Region Of £425,000

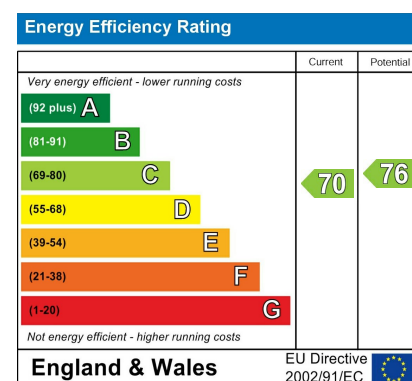




A well-proportioned two-bedroom home offers excellent potential in a highly convenient Windsor location. The property features a spacious reception/dining room and a generous eat-in family kitchen with direct access to the large private garden. There are two well-proportioned bedrooms and a family bathroom, complemented by a useful downstairs cloakroom.

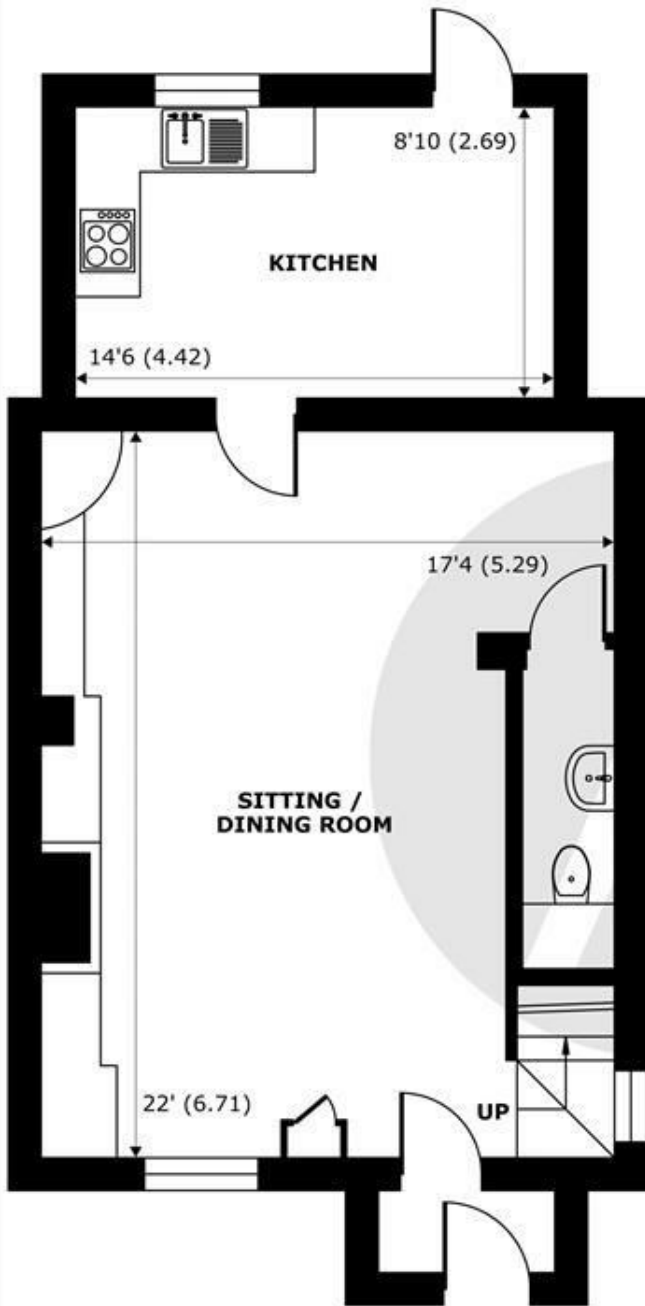
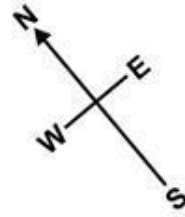
Externally, the home benefits from off-street parking and side access — a valuable addition for buyers. There is also clear potential to extend (subject to the usual planning consents), allowing scope to add further value over time.

Offered to the market with no onward chain, and located close to local amenities, schools and transport links, this is an excellent opportunity for first-time buyers, downsizers or investors alike.

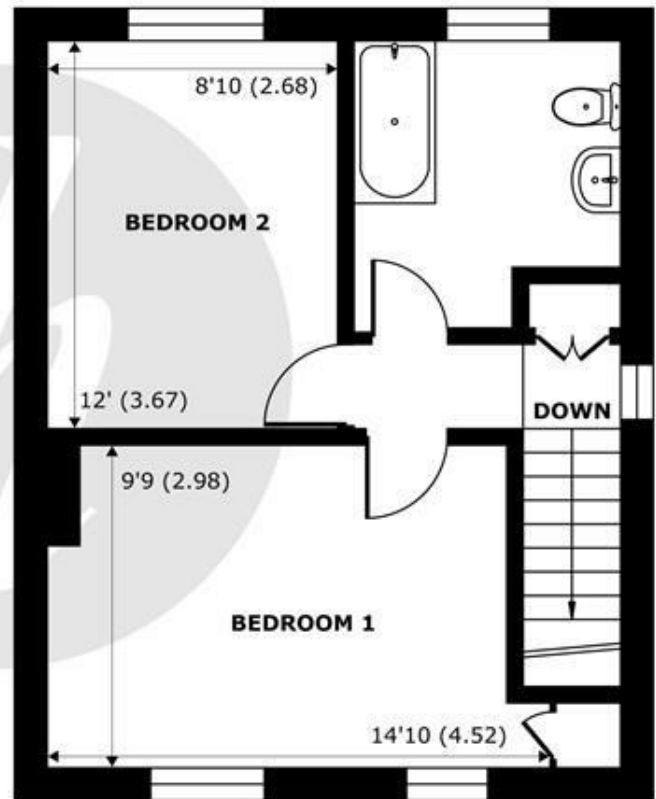


## Features

- Two Bedrooms
- Potential to Extend (STTP)
- Eat in Family Kitchen
- Downstairs Cloakroom & Upstairs Bathroom
- Side Access
- Off Street Parking
- No Onward Chain
- Reception/ Dining Room
- Close to Local Amenities



**GROUND FLOOR**  
abt 650 SQFT (60.3 SQMT)



**FIRST FLOOR**  
abt 382 SQFT (35.4 SQMT)

## Sheepcote Road, Windsor, SL4

Approximate Internal Area = 925 sq ft / 85.9 sq m  
Approximate External Area = 1113 sq ft / 103.4 sq m

For identification only - Not to scale



Floor plan produced in accordance with RICS Property Measurement 2nd Edition, Incorporating International Property Measurement Standards (IPMS2 Residential). © nichecom 2026. Produced for Hardings. REF: 1421009





11 High Street, Windsor, Berkshire, SL4 1LD,  
T: 01753 833 118 | E: info@hardings.co.uk  
www.hardings.co.uk

