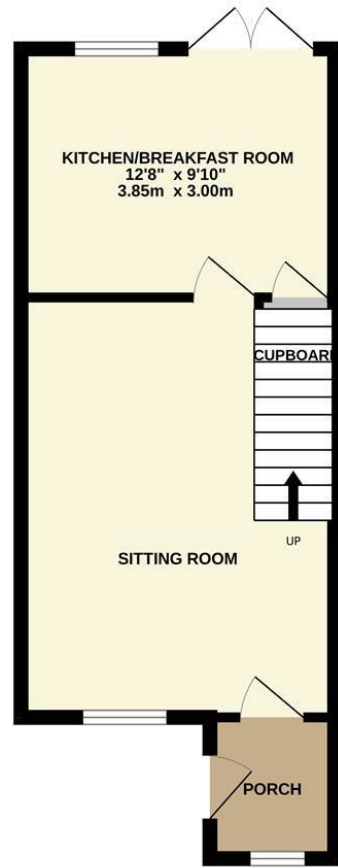
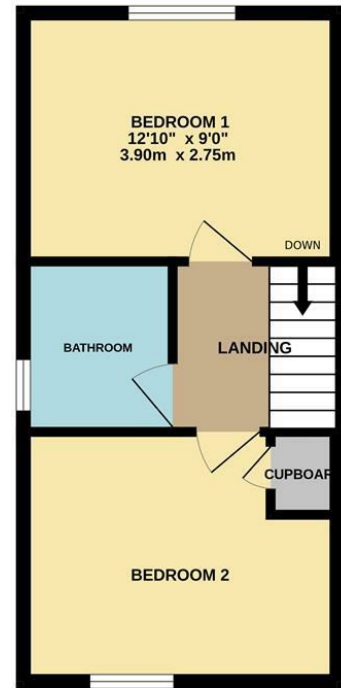




GROUND FLOOR
356 sq.ft. (33.0 sq.m.) approx.




1ST FLOOR
328 sq.ft. (30.5 sq.m.) approx.



TOTAL FLOOR AREA : 684 sq.ft. (63.5 sq.m.) approx.

Whilst every attempt has been made to ensure the accuracy of the floorplan contained here, measurements of doors, windows, rooms and any other items are approximate and no responsibility is taken for any error, omission or mis-statement. This plan is for illustrative purposes only and should be used as such by any prospective purchaser. The services, systems and appliances shown have not been tested and no guarantee as to their operability or efficiency can be given. Made with Metropix ©2026



Important Notice MISREPRESENTATION ACT 1989 and PROPERTY MISDESCRIPTIONS ACT 1991

Messrs. May, Whetter & Grose for themselves and for vendors and lessors of this property whose agents they are give notice that: (i) the particulars are set out as a general outline for the guidance of intended purchasers or lessees, and do not constitute, nor constitute part of, an offer or contract; ii) all descriptions, dimensions, reference to condition and necessary permissions for use and occupation, and other details are given without responsibility and any intending purchasers or tenants should not rely on them as statements or presentations of fact but must satisfy themselves by inspection or otherwise as to the correctness of each of them. (iii) no person in the employment of Messrs. May, Whetter & Grose has any authority to make or give any representation or warranty whatever in relation to the property.



MAY WHETTER & GROSE

9 PENTREATH CLOSE, FOWEY, PL23 1EP GUIDE PRICE £250,000



A WELL PRESENTED 2 BEDROOM SEMI DETACHED HOUSE WITH PARKING AND GARDEN, SITUATED ON THE POPULAR HILL HAY DEVELOPMENT. NO ONWARD CHAIN, IDEAL FIRST TIME HOME OR INVESTMENT PROPERTY..



Fowey (01726) 832299



MAY WHETTER & GROSE

www.maywhetter.co.uk

info@maywhetter.co.uk



9 Pentreath Close, Fowey, Cornwall, PL23 1EP

The Location
 Fowey is regarded as one of the most attractive waterside communities in the County. Particularly well known as a popular sailing centre, the town has two thriving sailing clubs, a famous annual Regatta and excellent facilities for the keen yachtsman. For a small town Fowey provides a good range of shops and businesses catering for most day to day needs. The immediate area is surrounded by many miles of delightful coast and countryside much of which is in the ownership of the National Trust. Award winning restaurants, small boutique hotels, excellent public houses etc, have helped to establish Fowey as a popular, high quality, destination.

There are several excellent golf courses within easy reach, many world class gardens are to be found in the immediate area and the fascinating Eden Project with its futuristic biomes is just 5 miles to the North West.

There are good road links to the motorway system via the A38/A30. Railway links to London, Paddington, can be made locally at Par, and St. Austell and there are flights to London and other destinations from Newquay.

The Property
 Located in a quiet cul de sac position, this 2 bedroom house overlooks fields to one side and has a generous sized and low maintenance courtyard garden to the rear. A small front garden is laid to grass and there is parking for 2 vehicles, one in front of the property and one to the side of the neighbouring house. With no onward chain, this lovely house offers an opportunity for a first time buyer, investment buyer an ideal lock up and leave with potential.

Accommodation
 A useful entrance porch opens to a well proportioned sitting room, with light and airy feel and stairs rising to the second floor.

A door opens to the kitchen/dining room with a range of base and wall units with work surface over. A useful storage cupboard is located under the stairs. The window overlooks the spacious rear garden and double doors open to the garden.

Stairs rise to the first floor landing with hatch to the loft. There is a spacious double bedroom and further double bedroom. The family bathroom includes bath with shower over.



Outside
 Accessed directly from Pentreath Close and onto a small cul de sac, shared with the neighbouring property, there is parking for 2 cars, one in front of the house and one to the side of the neighbouring house. A small front garden is partly paved with a lawn area. A path leads around the side of the property to the rear garden, which is partly paved and gravelled and is enclosed by fencing.

Freehold

Council Tax Band - B

EPC Rating - C

Viewing
 Strictly by appointment with the Sole Agents: May Whetter & Grose, Estuary House, Fore Street, Fowey, Cornwall, PL23 1AH.
 Tel: 01726 832299 Email: info@maywhetter.co.uk

Services
 Heating – Mains
 Electric – Mains
 Water - Mains
 Drainage – Mains
 None of the services, systems or appliances at the property have been tested by the Agents.

Local Authority
 Cornwall Council

What3Words: ///pads.clef.jaundice