



Rolfe East



Wadsworth Road, Greenford, UB6 7LD

£36,000 Per Annum

- INDUSTRIAL UNIT
- FLEXIBLE USE AND POTENTIAL
- CLOSE TO A40
- PARKING FOR MULTIPLE CARS
- PRIME LOCATION

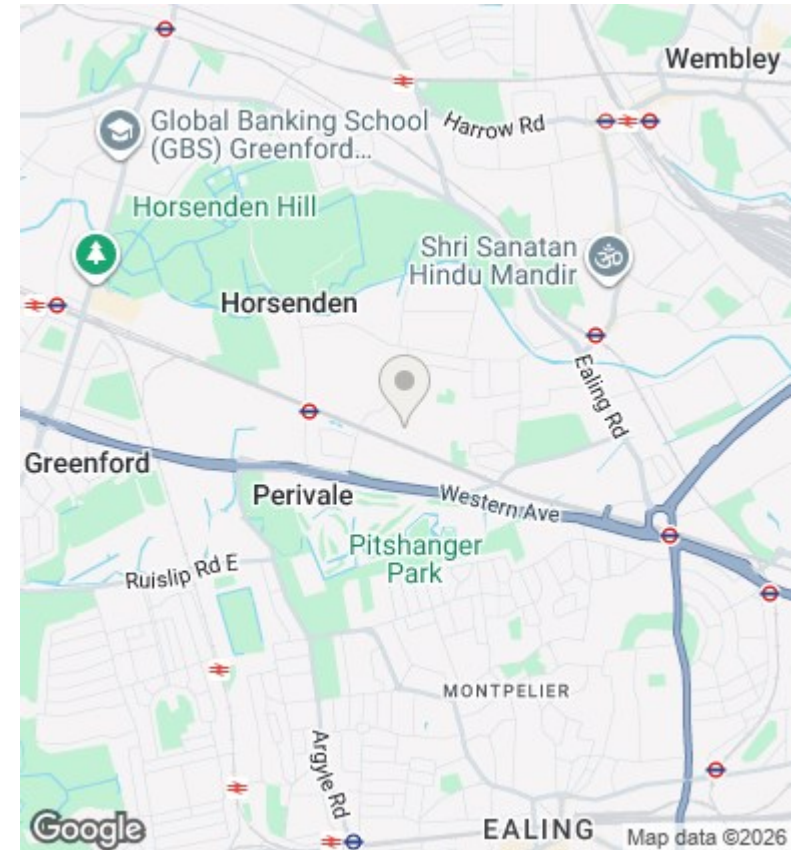
Directions

Viewings

Viewings by arrangement only. Call 020 8566 0288 to make an appointment.

Council Tax Band

EPC Rating:



Energy Efficiency Rating		
	Current	Potential
<i>Very energy efficient - lower running costs</i>		
(92 plus) A		
(81-91) B		
(69-80) C		
(55-68) D		
(39-54) E		
(21-38) F		
(1-20) G		
<i>Not energy efficient - higher running costs</i>		
England & Wales	EU Directive 2002/91/EC	