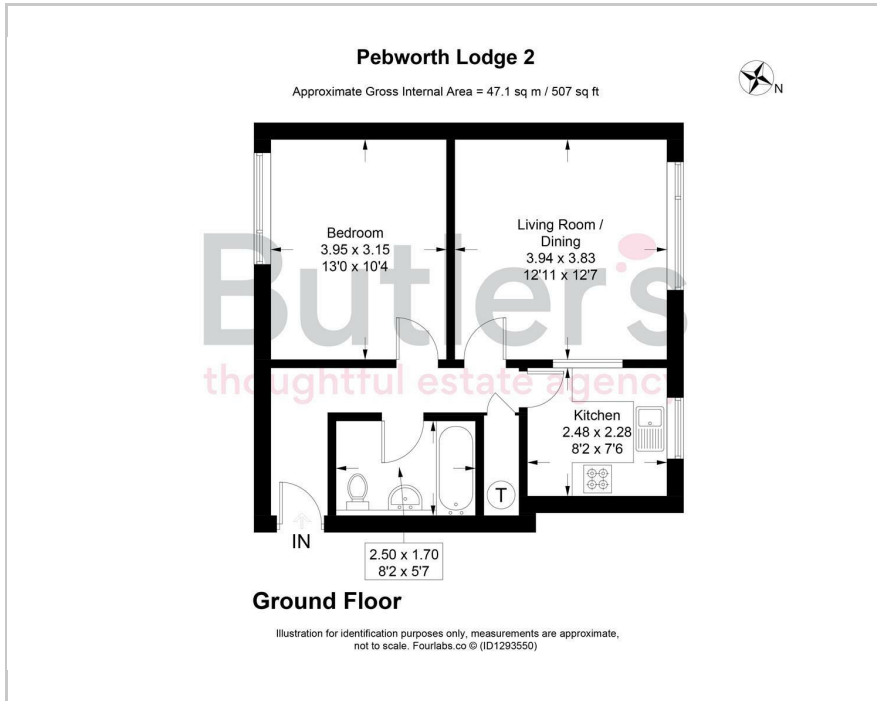


42
PEBWORTH LODGE

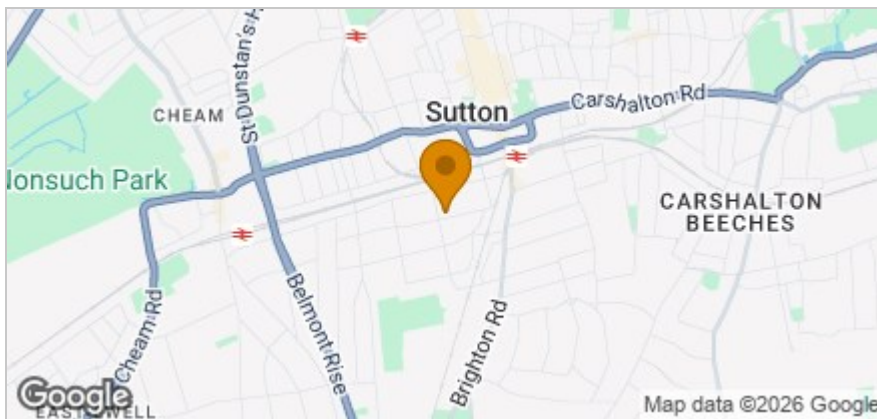
Worcester Road, Sutton, SM2 6PG
Guide price £230,000



Floor Plan



Area Map



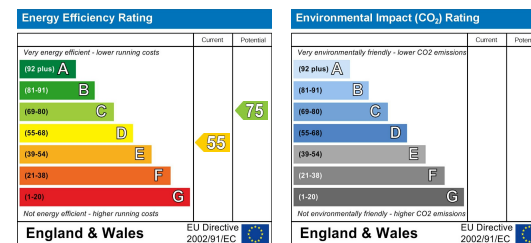
Accommodation

- Spacious one bedroom apartment
- NO ONWARD CHAIN
- Ground floor
- Large living/dining room
- Garage en-bloc
- Modern kitchen
- Coveted block in South Sutton
- Close to Sutton mainline station & great amenities

Viewing

Please contact our Butler's Sutton Office on 020 39 170 160 if you wish to arrange a viewing appointment for this property or require further information.

Energy Efficiency Graph



These particulars, whilst believed to be accurate are set out as a general outline only for guidance and do not constitute any part of an offer or contract. Intending purchasers should not rely on them as statements of representation of fact, but must satisfy themselves by inspection or otherwise as to their accuracy. No person in this firm's employment has the authority to make or give any representation or warranty in respect of the property.

18 Sutton Plaza, Sutton, Surrey, SM1 4FS

Tel: 020 39 170 160 Email: sutton@butlershomes.co.uk butlershomes.co.uk