



Butler's
thoughtful estate agency

Matlock Crescent
Sutton, SM3 9SP
£600,000



Matlock Crescent, Cheam, Sutton, SM3 9SP

Positioned in one of Cheam's most sought after locations, this beautiful home has so much to offer, both inside and out. Firstly, we have to talk location. Have you ever dreamed of living on the doorstep of fabulous amenities, open spaces, schools and transport links? Matlock Crescent will surpass your expectations, as it's just a short distance to either Cheam & Sutton, with you having outstanding schooling close by. West Sutton station also provides quick links into the City - you'll be from your sofa to London in just under an hour. Despite all of this, looking onto your fabulous rear garden, you'd be forgiven for thinking you were in the middle of nowhere - a tranquil space for you to enjoy a good book, catch some rays or even have a few friends over. Inside your home the house has a fantastic 'feel' with the current sellers having updated the property throughout their ownership, meaning you can just pack your bags and move straight in. Upstairs, there are three bedrooms, with 2 great sized doubles. On the ground floor there is a huge amount of versatility, so be prepared to be impressed. A fabulous, light and airy lounge is great for cozy nights in in front of the TV, with get togethers and dinner parties being a breeze in the fantastic kitchen/dining area that offers a more formal space, something you've probably been dreaming of for some time now. If we're on the money with the latter, the lovely kitchen means you can cook up a storm in what is a truly well thought out and designed place for you to enhance your culinary skills.



GROUND FLOOR

- Hallway
- Living Room
14'4 x 11'5 (4.37m x 3.48m)
- Dining Room
14'11 x 10'10 (4.55m x 3.30m)
- Kitchen
18'0 x 10'11 (5.49m x 3.33m)

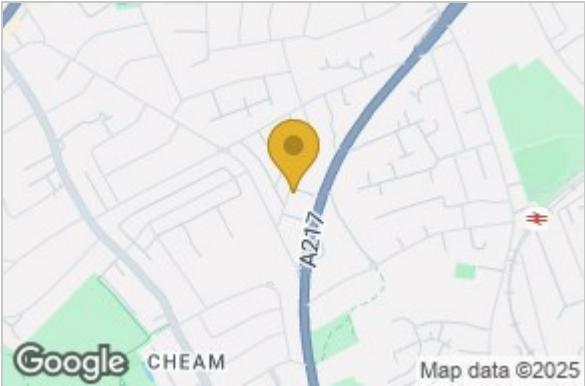
FIRST FLOOR

- Bedroom
14'8 x 10'11 (4.47m x 3.33m)
- Bedroom
12'5 x 10'11 (3.78m x 3.33m)
- Bedroom
8'7 x 6'6 (2.62m x 1.98m)
- Bathroom
6'4 x 6'2 (1.93m x 1.88m)

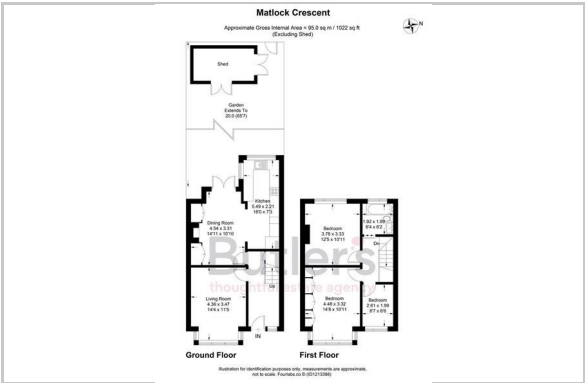
OUTSIDE

- Driveway
- Rear Garden

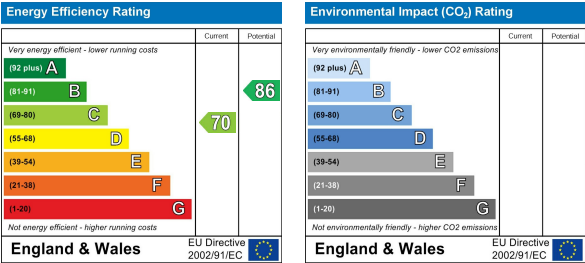
Area Map



Floor Plan



Energy Efficiency Graph



These particulars, whilst believed to be accurate are set out as a general outline only for guidance and do not constitute any part of an offer or contract. Intending purchasers should not rely on them as statements of representation of fact, but must satisfy themselves by inspection or otherwise as to their accuracy. No person in this firms employment has the authority to make or give any representation or warranty in respect of the property.