

Butler's

thoughtful estate agency



1 Throwley Way
Sutton, SM1 4FD
Offers over £190,000



1 Throwley Way, Sutton, SM1 4FD

If you're seeking a centrally located home within a modern development, this apartment at The Aspects is sure to impress—perfectly suited to a contemporary city lifestyle. Let's talk location. Positioned in the heart of the town, you'll have a vibrant selection of shops, restaurants, cafés, supermarkets and leisure facilities right on your doorstep, along with an abundance of nearby parks and green spaces. Sutton mainline station is just a short walk away, offering fast and frequent connections into London Victoria and beyond making the commute from sofa to city achievable in less than an hour. Internally, this beautifully presented one-bedroom apartment has been newly redecorated and meticulously maintained by the current owner. The open-plan living space features a sleek, modern kitchen complete with integrated appliances, generous worktop space and a breakfast bar—ideal for both everyday living and entertaining. The room is flooded with natural light, creating a bright and welcoming atmosphere. The double bedroom is well-proportioned and offers a calm, comfortable retreat, complete with built-in wardrobes. The apartment is also well insulated, helping to keep energy costs low, with the added benefit of water rates included within the service charge. A standout feature is the secure, allocated parking space, accessed via a new car lift—something rarely available in many Sutton developments. Residents further benefit from access to a private gym and concierge service with parcel collection facilities, all within a well-maintained building offering secure entry, CCTV in communal areas, and visitor parking. Leaseholders are also part of an active Right-to-Manage (RTM) company, giving direct involvement in the building's management and service charge control. Recent improvements include refurbishment of both passenger lifts and installation of the new car lift. Looking for the downsides, considering this property is chain free we're struggling to find any!



GROUND FLOOR

Concierge

FOURTH FLOOR

Hallway

Living/Dining/Kitchen
22'1 x 10'4 (6.73m x 3.15m)

Bedroom
13'11 x 8'8 (4.24m x 2.64m)

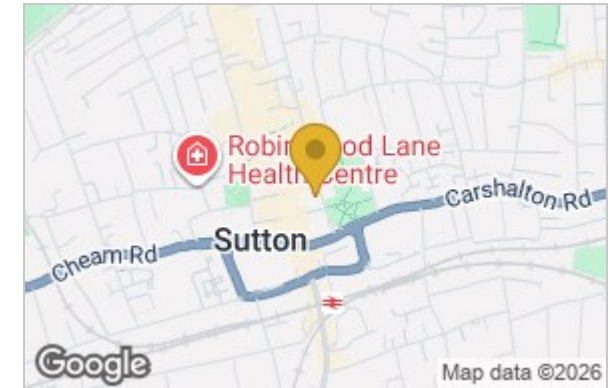
Bathroom
7'9 x 4'11 (2.36m x 1.50m)

OUTSIDE

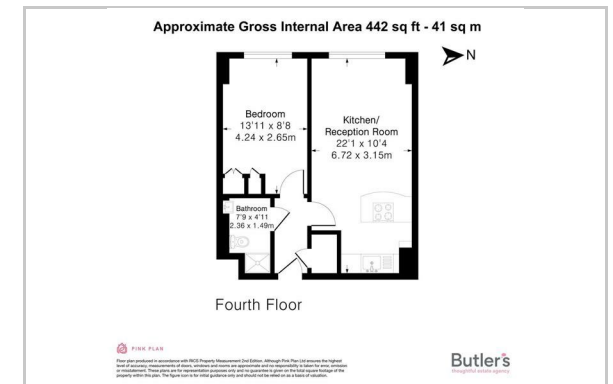
Allocated Parking

Gymnasium

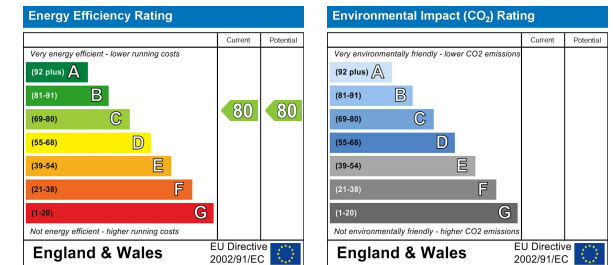
Area Map



Floor Plan



Energy Efficiency Graph



These particulars, whilst believed to be accurate are set out as a general outline only for guidance and do not constitute any part of an offer or contract. Intending purchasers should not rely on them as statements of representation of fact, but must satisfy themselves by inspection or otherwise as to their accuracy. No person in this firm's employment has the authority to make or give any representation or warranty in respect of the property.

18 Sutton Plaza, Sutton, Surrey, SM1 4FS

Tel: 020 39 170 160 Email: sutton@butlershomes.co.uk butlershomes.co.uk