



32 Palliser Drive

Rainham, RM13 9TG

Offers Over £230,000



****READY AND CHAIN FREE****

Smooth Move ask you to step into this charming competitively priced, two-bedroom ground floor flat.

Positioned to appeal to those seeking both VALUE and STYLE, this charming flat combines affordability with a fresh, bright and modern feel; Ready to move straight into and make your own.

Contact Smooth Move Estates 01277 600 700



Entrance Hall 4'0" x 9'3" (1.23 x 2.82)

When entering from the flat front door you are welcomed into a hall area, modern Grey Carpet comprising of white wooden doors leading to the lounge, bathroom and the two bedrooms

Airing Cupboard – Housing Immersion Boiler

Lounge 14'2" x 12'11" (4.34 x 3.96)

A bright and airy room offering pleasant views over the communal garden. Patio doors open directly onto a well-maintained lawned area, creating a seamless indoor-outdoor feel. A separate door provides access to the kitchen.

Kitchen 9'6" x 6'7" (2.92 x 2.03)

Compact yet highly functional kitchen has been thoughtfully designed to maximise space without compromising on practicality. Fitted with a range of oak effect wall and base units, it offers ample storage alongside well-planned work surfaces. Integrated appliances, including an oven, hob, and extractor, are complemented by space for additional white goods.

Bathroom 6'3" x 6'9" (1.91 x 2.07)

A bright and contemporary white bathroom,. The space features sleek off white tiling throughout, with mosaic tile effect supporting the electric shower attachment. Complemented by modern chrome fixtures and fittings. A spacious walk-in shower with a clear glass enclosure adds a touch of luxury, offering both style and practicality. The bathroom is fully furnished with a stylish basin, vanity unit, and WC.

Bedroom One 10'5" x 9'1" (3.19m x 2.78m)

Another well-presented room featuring modern taupe panelling to the main feature wall at half height, complemented by white plastered walls throughout. The space is finished with a neutral beige carpet and a large storage cupboard inset to the side. The window to the front aspect allows for plenty of natural light.

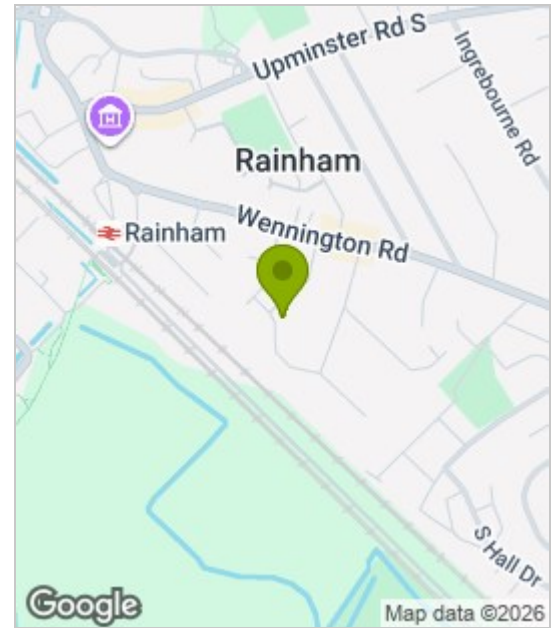
Bedroom Two 10'6" x 6'4" (3.21 x 1.95)

A charming second bedroom with a front-facing window, radiating warmth and comfort.


Garden Area

This shared garden area is directly outside the patio doors. It is well maintained by the Management company and the use of a small number of the surrounding flats.

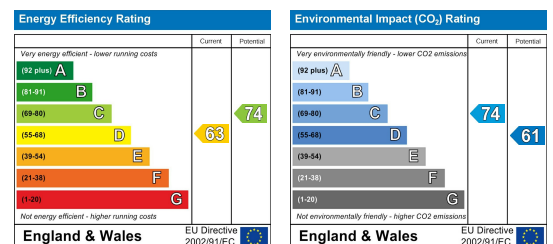
Area Map



Floor Plans



Energy Efficiency Graph



These particulars, whilst believed to be accurate are set out as a general outline only for guidance and do not constitute any part of an offer or contract. Intending purchasers should not rely on them as statements of representation of fact, but must satisfy themselves by inspection or otherwise as to their accuracy. No person in this firm's employment has the authority to make or give any representation or warranty in respect of the property.