



9 Westbourne Road, Feltham, TW13 4LX

£425,000



## 9 Westbourne Road, Feltham, TW13 4LX

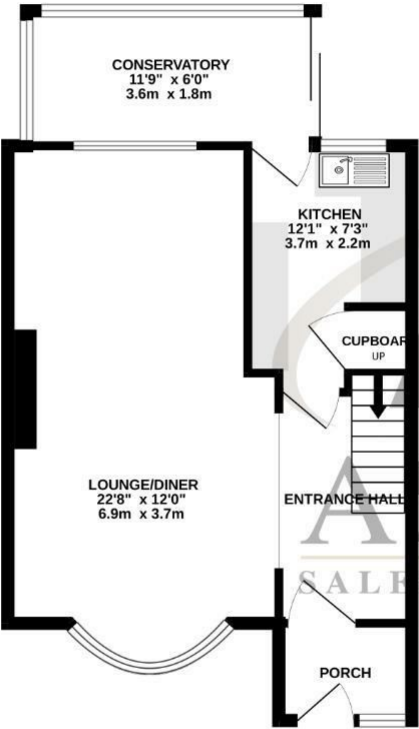
**NO ONWARD CHAIN!** This very sensibly priced three bedroom semi-detached home is ideally located on a popular residential road, within comfortable walking distance of well-regarded local schools, everyday shops and pleasant parks. The property represents an excellent opportunity for buyers seeking a home they can update and personalise to their own taste.

Priced to reflect the general modernisation required, the house also benefits from excellent future potential, including scope to extend subject to the necessary planning consents. Further advantages include an own driveway and a good-sized rear garden, making this an appealing prospect for families, first-time buyers or investors looking to add value in a convenient and sought-after location. Call Alex White and his market leading sales team at Aspen estate agents.

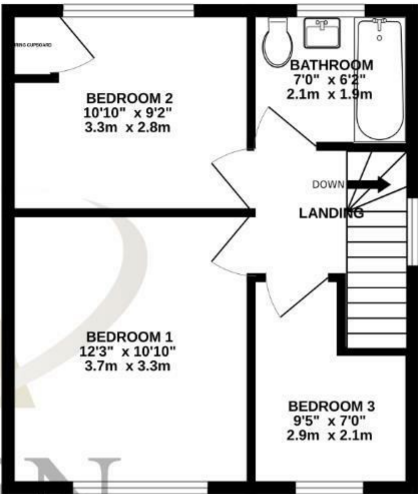


Floor Plan

GROUND FLOOR  
486 sq.ft. (45.3 sq.m.) approx.



1ST FLOOR  
381 sq.ft. (35.4 sq.m.) approx.



TOTAL FLOOR AREA : 869 sq.ft. (80.7 sq.m.) approx.


Whilst every attempt has been made to ensure the accuracy of the floorplan contained here, measurements of doors, windows, rooms and any other items are approximate and no responsibility is taken for any error, omission or mis-statement. This plan is for illustrative purposes only and should be used as such by any prospective purchaser. The services, systems and appliances shown have not been tested and no guarantee as to their operability or efficiency can be given.

Made with Metropix ©2020



Features

Aspen Residential Services  
77 Church Road, Ashford, Surrey, TW15 2PE  
Tel: 01784 252 202  
Email: enquiries@aspensalesandlettings.com



Tenure - Freehold Council Tax Band - C



