



BEECROFT
ESTATES

8 Redshank Place

Wombwell, Barnsley, S73 0UT

£200,000



Modern Three-Bedroom, Three-Storey End Townhouse – Popular Wombwell Location

Situated on a sought-after estate in Wombwell, this modern and spacious three-bedroom end townhouse is set over three floors and is ideal for first-time buyers or small families.

The property offers:

Driveway

Well-presented and modern accommodation throughout



GROUND FLOOR

ENTRANCE HALL

A welcoming entrance hall featuring a side-facing double-glazed window, laminate flooring, central heating radiator, and staircase rising to the first-floor landing.

LOUNGE

A spacious lounge with a front-facing double-glazed window, laminate flooring, TV aerial point, storage cupboard, and central heating radiator.

DINING KITCHEN

A modern dining kitchen comprising a range of wall and base units with worktop surface incorporating a sink unit with mixer tap. Includes an integrated oven with hob and extractor, space for a fridge freezer, and plumbing for a washing machine. A double-glazed window provides natural light, while French-style doors open out to the rear garden. There is also ample space for a dining table, making it a perfect space for family meals or entertaining.

DOWNSTAIRS WC

WC and wash hand basin.

FIRST FLOOR

LANDING

At the foot of the second-floor stairs, there is a useful space suitable for a small home office, featuring a double-glazed window for natural light.

BEDROOM TWO

A double bedroom with a rear-facing double-glazed window and central heating radiator.

BEDROOM THREE

A good-sized third bedroom featuring a front-facing double-glazed window and a central heating radiator.

HOUSE BATHROOM

The house bathroom is fitted with a three-piece suite comprising a bath, WC, and wash hand basin. It also features a window with obscure glazing and a central heating radiator.

SECOND FLOOR

MASTER BEDROOM

A spacious master bedroom featuring a double-glazed window, central heating radiator, fitted wardrobes, and access to the en-suite.

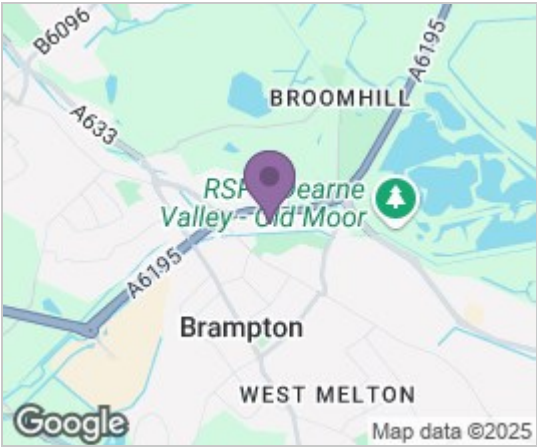
EN-SUITE

An en-suite fitted with a three-piece suite comprising a shower cubicle, WC, and wash hand basin.


OUTSIDE

To the front of the property is a driveway providing off-road parking. There are established shrubs and planted borders. To the rear, there is a garden area featuring a patio seating space, a lawned section, and a garden shed.

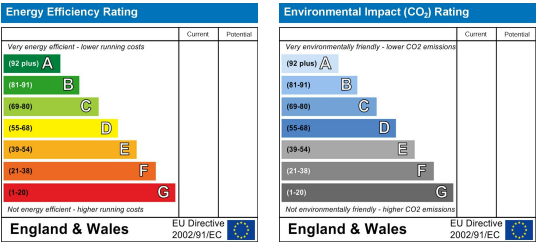
Area Map



Floor Plans



Energy Efficiency Graph



These particulars, whilst believed to be accurate are set out as a general outline only for guidance and do not constitute any part of an offer or contract. Intending purchasers should not rely on them as statements of representation of fact, but must satisfy themselves by inspection or otherwise as to their accuracy. No person in this firm's employment has the authority to make or give any representation or warranty in respect of the property.